

JOLIET

Public Library

www.jolietlibrary.org

(815) 740-2660

hoopla

Did you know? You can use
hoopla in your browser by
going to
www.hoopladigital.com

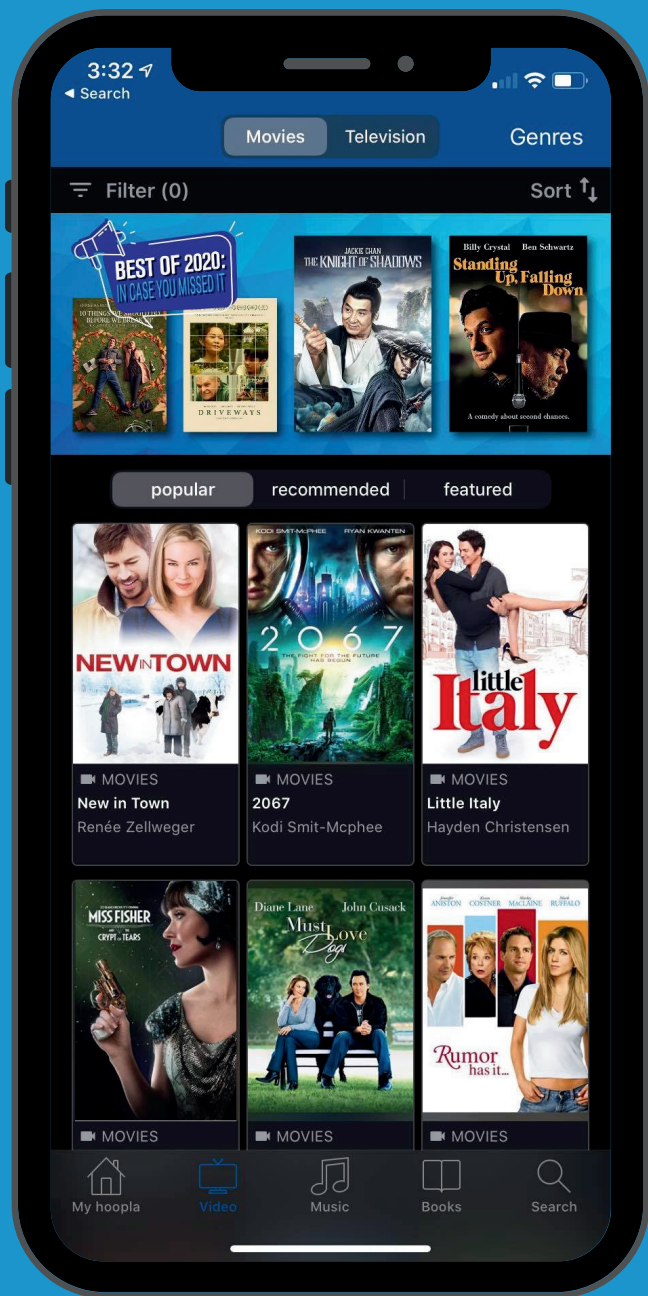
NEED MORE HELP?

You can contact hoopla support staff
directly at:

www.hoopladigital.com/help

GETTING STARTED WITH HOOPLA

eBooks, Audiobooks,
movies, music, and
more through your
library



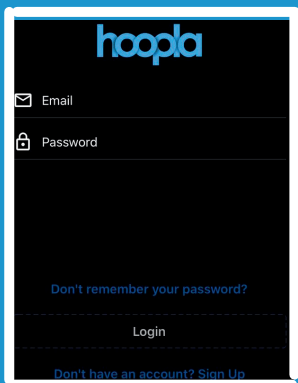
1 Download the hoopla app from the app store



Depending on your device, this could be called "App Store," or "Google Play Store."

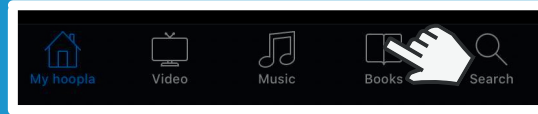
2 Open the app - hoopla will ask you for your account

hoopla will ask you to sign in - if you already have an account, all you'll have to do is log in with your username and password. Otherwise, tap "Sign Up," and create a new account. Hoopla will ask you to choose your library - enter "Joliet Public Library" and your card number.



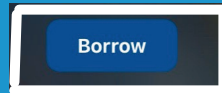
3 Start browsing!

The bottom of the screen has tabs for video, music, and books - tap one to begin browsing that collection!



4 Check out your items

To check out your item, simply tap it and select "borrow." You can borrow eight items from Hoopla each month!



5 Enjoy!

You can begin enjoying your borrowed material immediately! To see materials you have checked out, tap the "My hoopla" icon at the bottom of the screen. Tap any item to open it.



Frequently Asked Questions

● Will I have to put items on hold?

hoopla uses a system of that allows items to be available to borrow at all times - you will never have to wait in a holds queue for your item!

● How long do items check out for?

eBooks, comics, and audiobooks check out for 21 days. Music checks out for 7 days. Movies and TV shows check out for 2 days. TV show episodes must be checked out individually.

● Can I read my book on my Kindle or other eReader device?

If you have a tablet eReader (Kindle Fire, NOOK Tablet, or other similar devices) you can download the hoopla app from your app store. Currently, hoopla does not support eContent delivery to traditional eReaders such as Kindle Paperwhite, Kobo, and NOOK Glowlight. We recommend using [Libby](#) if you have one of these devices!